



REPUBLIC OF RWANDA
MINISTRY OF FINANCE AND ECONOMIC PLANNING

Understand the 2022/2023 National Budget



CHOGM
RWANDA2022



Message from the Minister



The total budget for fiscal year 2022/2023 is FRW 4,658.4 billion with an increase of FRW 217.8 billion represented by 5% compared to the 2021/2022 fiscal year revised Budget of FRW 4,440.6 billion.

Dear Fellow Rwandans,

It is my pleasure to present to you the citizen's guide to the budget for the FY2022/23. The preparation of this guide is in line with the principles of fiscal transparency and accountability which is one of the ways through which citizens are made aware of what government does, hence encouraged to participate in the planning and budgeting process.

The planning and budgeting process for the FY 2022/2023 takes into consideration the strategic objectives of the National Strategy for Transformation (NST1) and Vision 2050. It is also aligned to the economic recovery plan to respond to COVID-19 impact on the economy under the theme “Accel-

erating Economic Recovery and Enhancing Productive Sectors for Improved Livelihood”.

This booklet therefore provides a summary of our economic outlook and tax policy reforms, the FY2022/23 national budget, the budget process and how citizens can participate, key investments to accelerate economic recovery and transformation, the role of different stakeholders and consequently the links to budget documents.

The total budget for fiscal year 2022/2023 is FRW 4,658.4 billion with an increase of FRW 217.8 billion represented by 5% compared to the 2021/2022 fiscal year revised Budget of FRW 4,440.6 billion. Domestic resources total to FRW 2,654.9 billion representing 57% of the total budget, while external resources are worth FRW 2,003.5 billion which accounts for 43%. Total domestic resources and external loans combined account for 80.5% of the entire budget, whereas external grants are projected at 19.5%.

Recurrent expenditure amounts to FRW 2585.1 billion which is 55.4% of the total budget with development of FRW 2073.3 billion taking up 44.6%.

I wish to thank everyone for their continuous participation in the planning and budgeting process and more specifically for this fiscal year 2022/23. I also take this opportunity to call upon all citizens for effective participation in budget implementation and monitoring of related programs and projects through their different forums, which highly informs subsequent national planning and budgeting processes.

Sincerely

Dr Uzziel NDAGIJIMANA
Minister of Finance and Economic Planning

I. Introduction

THE PURPOSE OF THE CITIZEN'S GUIDE

The citizen's guide is a summarized and simplified booklet prepared in three languages i.e. Kinyarwanda, English and French meant to elaborate how government mobilizes and allocates resources among the national priorities agreed during the planning and budgeting processes.

This booklet is purposely to increase citizens' understanding of the national planning and budgeting process and promotes their participation in both the planning and implementation of the selected

priorities with feedback through established monitoring and evaluation mechanisms.

THE NATIONAL BUDGET AND ITS COVERAGE

The national budget is a legal requirement embedded in article 162 of the constitution of the Republic of Rwanda of 2003 as revised in 2015 and in accordance with the conditions provided for by Organic Law N°12/2013/OL of 12/09/2013 on State Finances and Property. It shows the financial representation of government's planned revenues and expenditure to accelerate social-economic transformation through selected national priorities.



THE PLANNING AND BUDGET PROCESS

Rwanda's planning and budget process is coordinated at both Central and Local Government levels. The process goes through a number of steps which attracts participation of citizens and various stakeholders in identifying national priorities aligned to NST1. It is imperative for all citizens and different stakeholders to understand the process and ensure their full participation.

CENTRAL LEVEL

S/N	Steps	Timeline	Involved stakeholders
1	STEP 1: Identification of National Priorities	October-December	Citizens, Budget Agencies, CSOs, Private sector & Development Partners
2	STEP 2: Preparation of National Medium Term Expenditure Framework (MTEF)	January-February	MINECOFIN
3	STEP 3: Preparation of Agency MTEF and Budget	February-March	Budget Agencies
4	STEP 4: Preparation and submission of Finance Bill to Parliament	March-June	MINECOFIN
5	STEP 5: Execution, Reporting, Audit and Oversight	July-June	MINECOFIN, Budget Agencies, Parliament, CSOs and office of the Auditor General.

DISTRICT LEVEL



Citizens Forum
Inteko z'Abaturage



Citizens are invited to participate in the village forums by the village chief. Citizens put forward their priorities for consideration in the district budget.



Community work
Umuganda



Citizens participate in community work to discuss the implementation of programs & projects.



Councils (cells, sectors & districts)



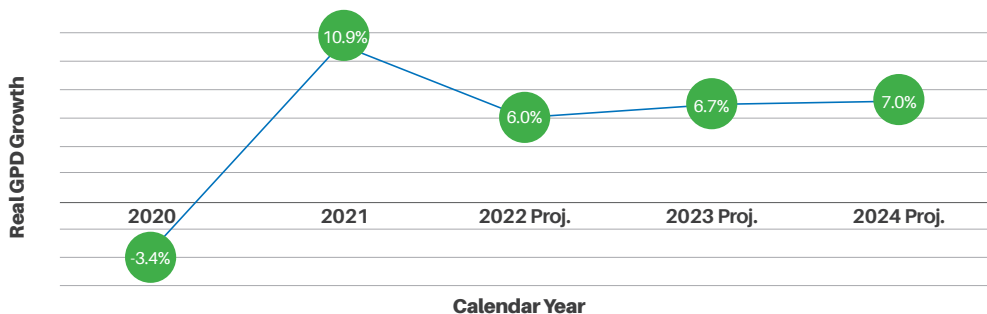
Citizens approach their councils at different levels to discuss preferred priorities for budget consideration. They also raise red flag where there are implementation bottlenecks.

II. The economic outlook and tax policy reforms

GDP GROWTH

The economy has been adaptable and resilient to the COVID-19 with a GDP growth of 10.9 percent in 2021. The Rwandan economy is projected to grow by 6.0 percent in 2022, 6.7 percent in 2023 and 7.0 and 7.5 percent in 2024 and 2025 respectively.

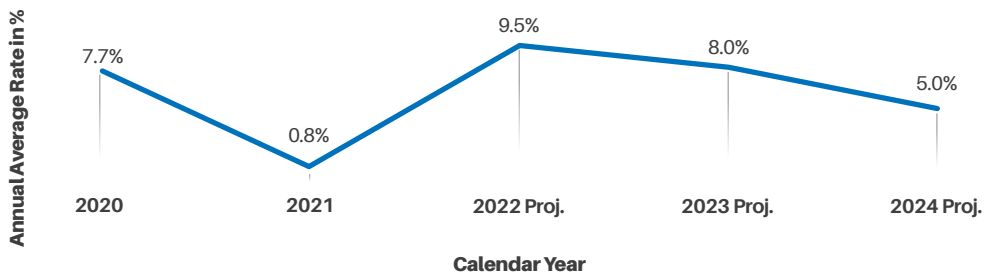
REAL GDP GROWTH (CY)



INFLATION

Consumer Price Index (CPI) period average is now projected at 9.5 per cent in 2022 and 8 per cent in 2023 compared with 5.7% and 6.8% projected in October 2021 for 2022 and 2023 respectively.

CONSUMER PRICE INFLATION (ANNUAL AVERAGE RATE IN %)



KEY TAX POLICY REFORMS IN 2022/23

The following tax policy changes are expected to boost revenue collections in FY 2022/23 and support businesses:

- ✓ The following laws will be revised: law on Value Added Tax, law on income tax, law on excise tax and law on tax procedure
- ✓ Provide special fiscal incentives to some strategic sectors to promote made in Rwanda and to boost the economy.

Under EAC Customs Act, the following incentives will be implemented during FY 2022/2023:

- ▶ To fast-track the economic recovery in the aftermath of the COVID-19 pandemic, construction materials under Manufacture and Build to Recover Program (MBRP) will pay import duty at a rate of zero and be exempted from VAT
- ▶ In line with the GoR electric mobility strategy and in order to accelerate the transition to Electric Vehicles from fuel vehicles for the sustainable transportation hierarchy to reduce greenhouse gas emissions, Electric & Hybrid vehicles and Electric motorcycles will pay import duty and VAT at a rate of zero
- ▶ The following products/equipment will attract import duty as follows:
 - ▶ Rice will pay import duty rate of 45% or USD 345/MT instead of 75% or USD 345/MT;
 - ▶ Sugar will pay import duty rate of 25%, instead of 100% or 460 USD/MT whichever is higher;
 - ▶ Goods imported for the use by Armed Forces Shop (AFOS) will pay 0% instead of 25%;
 - ▶ Road Tractors for Semi Trailers will pay duty rate at 0% instead of 10%;
 - ▶ Motor Vehicles for Transport of Goods with gross weight exceeding 5 Tons but not Ex-

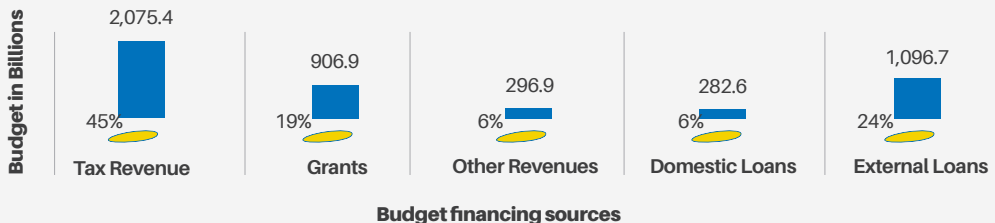
ceeding 20 Tons will pay Import Duty Rate of 10% instead of 25%;

- ▶ Motor Vehicles for transport of goods with gross weight exceeding 20 tons will pay import duty rate of 0% instead of 25%;
- ▶ Buses for transportation of more than 25 persons will pay import duty rate of 10% instead of 25%;
- ▶ Buses for transportation of 50 persons and above will pay a duty rate of 0% instead of 25%;
- ▶ Capital machinery and raw materials used in manufacturing of textile garments and footwear will pay import duty of 0% instead of 10% or 25%;
- ▶ Telecommunication equipment will pay import duty rate of 0% instead of 25%;
- ▶ A list of raw materials used in industries will pay 0% instead of 10% or 25%;
- ▶ Electronic Transaction devices (smart cards, point of sale, cash registers and cashless machines) will pay 0% instead of 25%.
- ▶ Oil and soap will pay 25% instead of 35%
- ▶ Second hand clothes will pay 2.5 USD/Kg instead of 35% or 0.4 USD/Kg whichever is higher, while the second hand shoes will pay 5 USD/Kg instead of 0.4 USD or 35% whichever is higher.
- ▶ In addition, to further increase the stock of luxury cars needed to host high level events in line with MICE, imported cars will pay import duty of 25% and all relevant taxes up to the CIF value of USD 60,000. Anything above USD 60,000 will not attract any tax.
- ▶ Furthermore, in a move to protect Rwandan local producers, some products will pay 35% import duty rate instead of 25%, these are:
 - ▶ Honey - Natural
 - ▶ Doors, windows and their frames
 - ▶ Steel tubes
 - ▶ Wheel barrows
 - ▶ Handbags with outer surface of sheeting of plastics or of textile material

III. Summary of the budget for fiscal year 2022/23

The total resources estimated for the fiscal year 2022/23 will amount to FRW 4,658.4 billion. These resources are expected from: domestic revenues through tax collections and other fees/fines, other domestic financing sources, External grants from Development Partners and external loans.

FUNDING SOURCES FOR THE BUDGET (BILLION FRW)

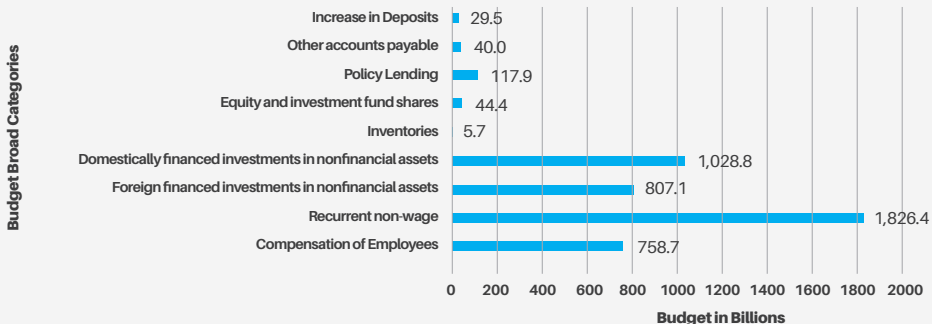


NOTE: Total domestic resources and external loans combined account for 80.5% of the entire budget whereas external grants are projected at 19.5%.

EXPENDITURE PROJECTIONS

Total expenditure in the fiscal year 2022/23 is projected at FRW 4,658.4 billion under; development related expenditures (investment in financial and nonfinancial assets), wage and salaries, recurrent budget to finance Government operations and commitments through loans and interest repayments.

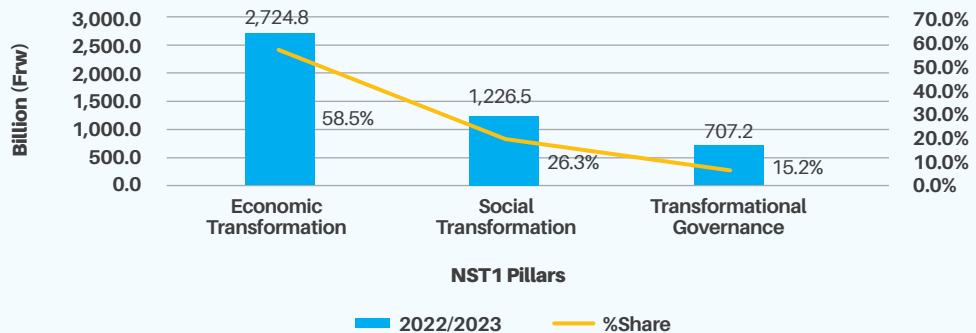
BROAD EXPENDITURE CATEGORIES (BILLION FRW)



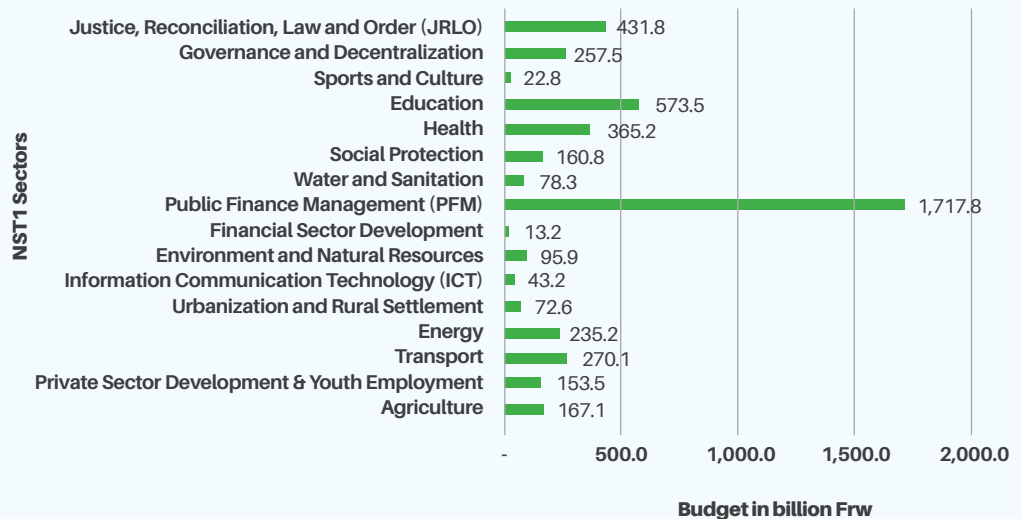
2022/23 BUDGET ALLOCATION BY NST1

The National Strategy for Transformation (NST1) is a government strategy developed as an implementation instrument for the national agenda and is to be implemented through its three pillars which also guides resources allocation through the National Budget as: Economic Transformation, Social transformation and Transformational Governance as per the diagram below.

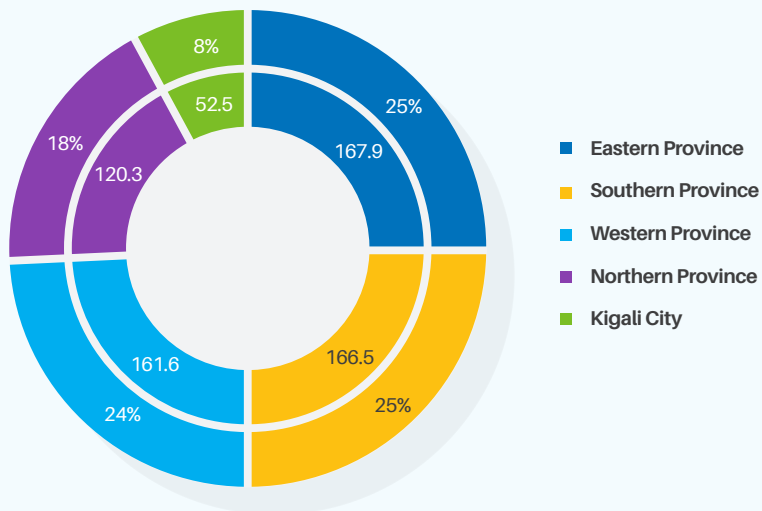
NST1 PILLARS ALLOCATION (FRW BILLIONS)



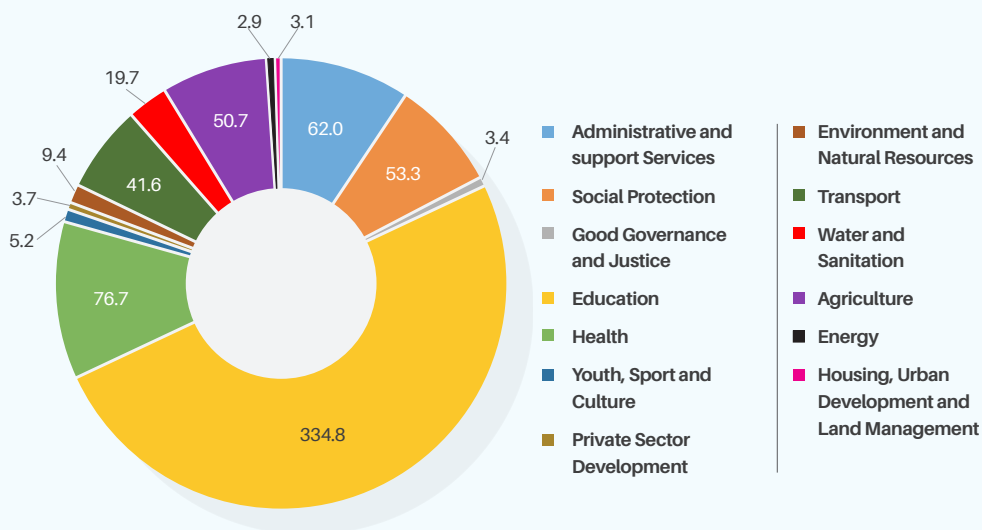
2022-2023 BUDGET BY NST SECTORS



DECENTRALIZED BUDGET ALLOCATIONS BY PROVINCE (BILLION FRW AS PERCENTAGE OF TOTAL DECENTRALIZED BUDGET)



DECENTRALIZED BUDGET ALLOCATIONS BY PROGRAM (BILLION FRW)



IV. Key gender mainstreaming achievements in the FY 2021/22 & key priorities for FY 2022/23

The main objective of mainstreaming gender is to ensure that, government resources responds to the needs of Men, Women, Girls and Boys equally and hence responding to key national gender priorities.

KEY GENDER MAINSTREAMING ACHIEVEMENTS ACROSS DIFFERENT MINISTRIES FY 2021/22

No	Ministry	Program	Key achievements	Executed Budget (Frw)
1	MINAGRI	Sustainable Crops and Animal Resources Production and Productivity	Sub Program: Sustainable, Diversified and Climate Smart Crop Production and Productivity <ul style="list-style-type: none"> 1,500,000 Farmers comprised of 589,500 (39.3%) Women and 910,500 (60.7%) Men purchased fertilizers as well as applying land consolidation. 	28.5Bn
2	MINISANTE	Maternal, Child and Adolescent Health /Family Planning	Sub Program: Family Planning <ul style="list-style-type: none"> Purchased and Disseminated Family Planning drugs at Health Centers which made 15,939 (51%) Women access family planning services. 	146Mn
		Maternal and Child Health Improvement	Sub Program: Maternal and Child Health Improvement <ul style="list-style-type: none"> 15,939 (51%) received Sexual and Gender Based Violence (SGBV) service package. 2,000 (6%) victims of SGBV received counselling and psychosocial support sessions. 	3.2Bn
3	MINEDUC	Technical Vocation Trainings	Sub Program: TVET training curricula, development, assessment and certification <ul style="list-style-type: none"> 2,236 beneficiaries comprised of 1,452 women (64.9%) have graduated. 1,455 women beneficiaries (52.8%) have been trained 	1.9Bn

No	Ministry	Program	Key achievements	Executed Budget (Frw)
4	MINALOC	Social Protection and Inclusion of persons with disabilities	Sub Program: Mainstreaming and inclusion of People with Disabilities (PwDs) <ul style="list-style-type: none"> 2,166 assistive devices were provided to PwDs (1,264 Females and 904 Males) 	574Mn
5	MININFRA	Fuel and Energy	Sub Program: Electricity Generation <ul style="list-style-type: none"> 39,137 female headed HHs (22%) were connected to grid electricity whereas 21,660 female headed HHs (30%) were connected to off grid electricity countrywide 	22.7Bn
		Water and Sanitation	Sub Program: Water Access <ul style="list-style-type: none"> 630,848 People comprised of 328,041 females and 302,807 males have been served with clean drinking water. 7,150 people comprised of 5,476 males and 1674 females were employed in the construction of new water supply systems in urban and rural areas. 	8.4Bn

Source: Gender Budget Statement (GBS) implementation report FY 2021-22

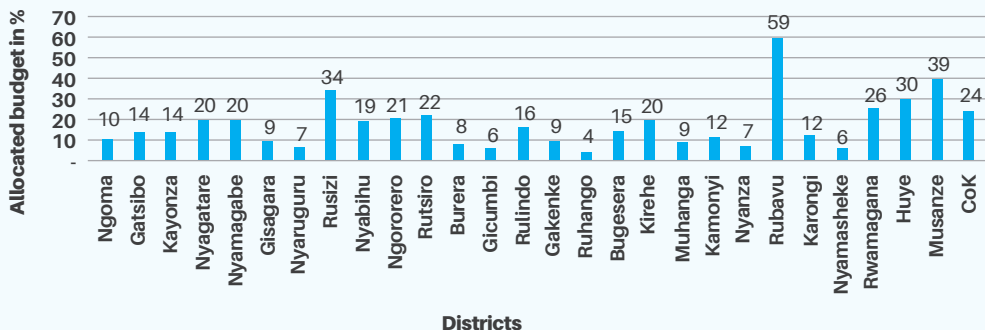
PLANNED GENDER MAINSTREAMING PRIORITIES ACROSS DIFFERENT MINISTRIES FY 2022/2023

No	Ministry	Program	Planned Gender Priorities	Allocated Budget (Frw)
1	MINAGRI	Sustainable Crops and Animal Resources Production and Productivity	Sub Program: Sustainable, Diversified and Climate Smart Crop Production and Productivity <ul style="list-style-type: none"> Mobilize famers (58% Men and 42% Women) on season preparation (land use consolidation, inputs use, finance and insurance) 	7.9Bn
2	MINISANTE	Maternal, Child and Adolescent Health	Sub Program: Family Planning <ul style="list-style-type: none"> Increasing Maternal Child Community Health (MCCH) services to 728 Women and reinforcing quality delivery and accessibility at health facilities and community levels. 	578.8Mn

No	Ministry	Program	Planned Gender Priorities	Allocated Budget (Frw)
		Health Sector Planning, Monitoring and Evaluation	Sub Program: Health Financing <ul style="list-style-type: none"> 93% HIV pregnant women get ART to reduce the risk of Mother to Child transmission 	5.9Bn
3	MINEDUC	Education Sector planning and Coordination	Sub Program: Cross Cutting Programs in Education <ul style="list-style-type: none"> To provide hygiene facilities for girls to all secondary day schools 	285.7Mn
			Sub Program: Technical and vocational school infrastructure development <ul style="list-style-type: none"> 4,634 Skills Development Fund beneficiaries (30% female) of call 5 trained and graduated. One girl's dormitory and Infirmary at School of Music and creative Art (Muhanga) constructed 	2.2Bn
4	MININFRA	Fuel and Energy	Sub Program: Primary and Social Energies <ul style="list-style-type: none"> Disseminate 10,000 clean cooking stoves among HHs 	7.3Bn
		Water and Sanitation	Sub Program: Drinking Water Access <ul style="list-style-type: none"> 156,272 new female headed and male headed HHs will access water 79,552 people both men and women will be employed in water projects 	60.1Bn
5	MINALOC	Social Protection and Inclusion of persons with disabilities	Sub Program: Mainstreaming and inclusion of PwDs <ul style="list-style-type: none"> Classic PW for 71,000 poor HHs comprised of 39,920 (52%) female headed HHs and 31 080 (48%) male headed HHs will be implemented in 300 sectors. Expanded PW for 85,798 poor HHs comprised of 58,343 (68%) female headed HHs and 27,455 HHs (32%) male headed HHs will be employed in ePW in 300 sectors Direct Support of 122,977 HHs comprised of % 86,084 HHs (70%) female Headed HHs and 36,893(30%) male headed HHs will be delivered to extremely poor HHs without labour in 416 Sectors. 	40.4Bn

Source: Gender Budget Statement (GBS) Plan FY 2022/23

LG BUDGET % ALLOCATED TO GBS FOR FY 2022/2023



V. Key achievements in FY2021/22 by sector

N°	Sector	Project
1	Energy	<ul style="list-style-type: none"> ➤ Construction of 23.3 km of 110kV single circuit Mukungwa-Nyabihu Transmission line and associated sub-stations is completed at 99% ➤ Construction of 63.5km of 220kV Rwanda-Burundi transmission line and associated sub-station project is completed at 93.5% ➤ 55,296 households were connected to on-grid against; new productive users' areas connected to electricity grid were 276, while 77,370 new households were connected to off grid electricity. Overall, the rate of household with access to electricity is at 71.92% which includes 50.61% on grid electricity network and 21.31% on off-grid ➤ Under the 80 MW Hakan Peat-to-Power located in Gisagara district with the overall progress of 100% while 80 MW Rusumo Hydro Power Project to supply electricity to Rwanda, Burundi and Tanzania had an overall progress of 91.6%.
2	Water and Sanitation	<ul style="list-style-type: none"> ➤ Construction of 14.2 km Water network extension to Kagogo, Cyanika, Kinyababa and Bungwe Sectors in Burera District was completed at 100% ➤ Construction, rehabilitation, reinforcement and extension of 214km for Water supply distribution networks in RUBAVU secondary City was completed at 100% ➤ In order to increase daily water production, the implementation of Quick Win Project for Karongi Water Supply (2,000m³/day) was completed.

N°	Sector	Project
		<ul style="list-style-type: none"> ➤ Construction, rehabilitation, reinforcement and extension of 132.6km for Water supply distribution networks in RUSIZI secondary City works were completed at 92% ➤ 200 boreholes were constructed as 200 targeted in seven districts in the eastern province and two districts of Muhanga and Kamonyi in the southern province. ➤ Strengthening 11km for Nzove-Ntora Principal Transmission Pipeline in Kigali City works progress was at 71%
3	Transport	<ul style="list-style-type: none"> ➤ Sonatube-Gahanga of urban roads was constructed at 97%. ➤ Nyagatare-Rukomo road (73 km) was upgraded at 94.7% against a target of 90%; ➤ Huye-Kibeho-Ngoma (66 km) was upgraded at 90% ➤ Construction of the Bugesera International Airport was at 51% while the second phase of this project commenced towards the end of FY2021-22
4	Urbanization and Human Settlement Sector	<ul style="list-style-type: none"> ➤ Construction of Munini IDP model village in Nyaruguru and Cyivugiza IDP in Nyamasheke were completed. ➤ In line with relocating households from kangondo informal settlement to Busanza, 420 houses were constructed in phase 1 and 840 in phase 2. So far, 569 households have been relocated which is made of 2198 people ➤ Upgrading works of Amahoro national stadium and Huye stadium have started. ➤ Rugarama Project of 500 DU was supported with basic Infrastructure- Phase1 (Murrum Road completed at 100%)
6	Education	<ul style="list-style-type: none"> ➤ To ensure sufficient numbers of competent teaching workforce across all levels of education, a total of 12,162 teachers were placed while 657 head teachers were placed ➤ Regarding ongoing construction works of 7 TVET Schools alongside Border Districts, the construction works in Burera District (Cyanika and Kivuye sites) Gicumbi District (Cyumba and Mukarange sites), Nyagatare District (Ntoma and Shonga sites) and Rusizi District (Bweyeye) were completed at 100%. ➤ To enhance teacher career path advancement through offering partial waiver of fees to students pursuing TTCs, a total of 11,362 students were provided with 50% of government school fees.
7	Health	<ul style="list-style-type: none"> ➤ In line with the COVID-19 vaccination deployment program, a total number of 9,126,459 people had received the first dose of COVID19 vaccine, a total number of 8,711,653 people had received the second dose of COVID19 vaccine and 5,023,506 people had received the third dose. ➤ On-going construction of several health infrastructure facilities continued and their physical progress were at different stages of completion whereby, the

Nº	Sector	Project
		<p>construction works for IRCAD Africa Center were estimated at 54.6% and the construction works for Mental Health Day Care were estimated at 71%</p> <ul style="list-style-type: none"> ➤ To strengthen the prevention and control of malaria, 1,067,269 Indoor Residual Spraying activities were conducted in 10 districts that were more effected than others: Nyagatare, Ngoma, Kirehe, Kayonza, Rwamanagana, Bugesera, Gisagara, Nyanza, Ruhango and Kamonyi
8	Justice	<ul style="list-style-type: none"> ➤ With regard to conducting investigation and prosecution of Gender-Based Violence (GBV), 6,994 GBV cases were supported by scientific evidence and 3,483 child defilement cases were investigated ➤ With regard to recovering embezzled cases for won cases a total of 2,957,904,033 Frw compared to 1,800,000,000 Frw projected.
9	Social Protection	<ul style="list-style-type: none"> ➤ 36,549 eligible individuals in Ubudehe cat 1 out benefited from Small livestock, 18,843 eligible HHs in ubudehe cat 1 benefited from off/on grid energy while 20,800 benefited from One Cow per Family compared to the 23,469 targeted. Total cows provided so far are 427,804 ➤ A total of 93,540 children and 49,057 pregnant and lactating women received Fortified Blended Food (FBF); ➤ A total of 206,001 households benefited from VUP public works (cPW) in 416 sectors; ➤ 122,988 households from 416 Sectors were supported under VUP Direct Support.
10	Agriculture	<ul style="list-style-type: none"> ➤ 110,494 cows were inseminated, 42,195 Artificial Insemination (AI) calves registered, 655,367 animals vaccinated black quarter, 219,024 animals vaccinated Foot and Mouth Disease, 777,799 animals vaccinated Lumpy skin disease, 723,729 animals vaccinated Rift Valley fever, and 61,296 animals vaccinated (Brucellosis). <p>In line with the Agriculture insurance policy;</p> <ul style="list-style-type: none"> ➤ 20,355 Cattle were insured; ➤ 136,250 Chicken were insured; ➤ 3,070 Pigs were insured and ➤ 25,666 ha of crops (Maize, Irish Potatoes, rice, Fruits & Vegetables, Green Beans and Chili,) were also ensured. ➤ In line with increasing yield of major crops on consolidated sites; Fertilisers were purchased and supplied to farmers in time. 70,071.4 tons were supplied against a target of 35,908.1, this included 24,590.2 tons DAP, 17,873.4 tons of Urea and 21,657.7 tons of NPK

A SAMPLE OF COMPLETED PROJECTS IN FY2021/22



5.5 MW Mushishito hydro-power plant in Nyamagabe was inaugurated



Nyandungu eco-park completed in Kigali city



Modern Cattle Farming at Gabiro Agri Business Hub



Munini IDP model village in Nyaruguru district



Hydroponic farming in Gasabo district



COVID-19 treatment center in Nyamata, Bugesera district has been completed

VI. Dissemination and feedback strategy

MINECOFIN through the National Budget Department in collaboration with Collectif des Ligues et Associations de Défense des Droits de l'Homme au Rwanda (CLADHO) with the support of the Norwegian Peoples Aid (NPA), disseminates the Citizens Guide booklets to all Districts and Civil Society Organizations. To ensure that the message therein is brought closer to the reach of citizens, the sector executive secretaries across the country are invited at **each** district to be briefed on the rationale and importance of the citizen guide. During this year's dissemination, CLADHO plans to use Community Scorecard spaces e.g. (*inteko z'abaturage*) at cell level to disseminate and get feedback from the Citizens as a mechanism of tracking/monitoring the effectiveness of the Citizens Guide in raising citizen's participation in the National Planning and budgeting process. MINECOFIN further works with the United Nations Children's Fund (UNICEF) to disseminate the citizen guide booklets in selected Schools and Universities across the country. The digital versions of the English, Kinyarwanda and French are published on the MINECOFIN website for public access.

LINKS TO BUDGET DOCUMENTS AND DIFFERENT BUDGET STAKEHOLDERS

To obtain more information on the budget the following websites can be referred to:

- ▶ MINECOFIN: <http://www.minecofin.gov.rw/index.php?id=155>
- ▶ Budget Agencies: <https://www.gov.rw/government/institutions/ministries>
- ▶ Parliament: <https://www.parliament.gov.rw/index.php?id=2>
- ▶ The Council of Decentralized entities
- ▶ Office of the Auditor General: <https://oag.gov.rw/>
- ▶ Civil Society Organizations (CLADHO): <https://cladho.org.rw/>

For further information on this citizen's guide contact:

MINISTRY OF FINANCE AND ECONOMIC PLANNING

P.O BOX 158

Kigali – Rwanda

mfin@minecofin.gov.rw

<http://www.minecofin.gov.rw/>

VII. FY2022-23 key projects by NST1 pillars

S/N	NST 1 PILLAR/Project	2022/2023 (Budget in Billion Frw)
Economic Transformation		
	Development of Maritime Transport Infrastructures and Services	14.7
	Upgrading of Rukomo-Base(Lot 2:51.5km)	6.7
	Development of MICE tourism project	10.3
	Rehabilitation 60km Kagitumba-Gabiro road (LOT 1)	5.7
	220kv single circuit Rusumo-Bugesera-Shango	8.5
	Upgrading Huye-Kibeho-Ngoma/Munini road (66km)	8.3
	Ngoma-Ramiro road (52.8 km) upgrading project	26.8
	Upgrading of Sonatubes-Gahanga-Akagera road	9.7
	National strategic grain reserve project	7.5
	220kv line double Circuit Mamba-Rwabusoro-Rilima and associated substations (Mamba and Rwabusoro) and 110kv Line Gahanga -Rilima constructed and extension of Gahanga substation	10.1
	Export Targeted Modern Irrigation (ETI)	13.5
	Street lighting of national roads and district roads	21.3
	Development of 60 million Liters for GoR fuel strategic reserves (RUSORORO)	14.2
	Feeder roads development project	26.4
	Government Funded Modern Irrigation (GFI).	6.9
	New Households connected to the Grid (MV and LV lines included) EARP	9.1
	Sustainable Agriculture Intensification and Food Security Project (SAIP)	7.8
	43.5MW Nyabarongo II hydro power plant	16.7
	Development of Fuel Storage facilities	5.7
	220kv Interconnection Substations (Rwanda-DRC)	13.0
	Strengthening climate resilience of rural communities in Northern Rwanda (SCRNRP)	7.5
	Gabiro agri-business hub project	16.1

S/N	NST 1 PILLAR/Project	2022/2023 (Budget in Billion Frw)
	Kibugabuga-Shinga-Gasoro road (66km) upgraded	20.6
	Muhanga- Rubengera road rehabilitated: Lot 2 Rambura-Nyange	6.3
	Muvumba multipurpose dam development	29.2
	TVET schools Infrastructure	15.2
	Partnership for Resilient and Inclusive Small Livestock Markets (PRISM)	7.2
	Rwanda Energy Access and Quality Improvement Project (EAQIP/WB)	54.9
	Rwanda Universal Energy Access Project	56.1
	Rwanda Innovation Fund	8.0
	Kayonza Irrigation and Integrated Watershed Management Project KIIWP2),Phase II	6.4
	KIP -CoK Construction of Roads	13.0
	KIA infrastructure upgrade project	5.2
Social Transformation		
	Kigali bulk water supply	34.9
	Support Services to LG project	7.3
	HIV- national strategic funding project	57.9
	Malaria- national strategic funding project	13.8
	Implementing technical and science support services	6.7
	Strengthening the capacity of the ministry of health to respond to the hiv/ aids epidemic	22.8
	Health equipment	7.0
	UR infrastructure development	7.3
	T.B- national strategic funding project	8.5
	School construction project	16.7
	Construction of a Research and Training Institute Against Digestive Cancer (IRCAD) in Rwanda/Kicukiro District	6.9
	Rwanda Sustainable Water Supply and Sanitation Program	15.7
	Stunting prevention and reduction project	10.7
	In-House Production of textbooks	5.9
	Social Economic Inclusion of Refugees and Host Communities in Rwanda	19.8
	TVET schools infrastructure development project	14.0
	Reproductive, Maternal, neonatal, child and Adolescent Health	6.9

S/N	NST 1 PILLAR/Project	2022/2023 (Budget in Billion Frw)
	Rwanda GAVI HSS 3	8.6
	Quality basic education for human capital development	10.0
	Rwanda Quality Basic Education for Human Capital Development Project	16.6
	Rwanda covid-19 emergency response project	26.6
	Nutrition support services (fortified blended food)	11.0
	Rwanda Urban Development Project -Phase ii (RUDPii) implementation	14.1
	Rwanda social protection transformation project	31.2
	Rwanda Education Quality Improvement Programme (RwandaEquip)	6.4
Transformational Governance		
	Support Services to LG project	12.9
	Rehabilitation of Office Complex	8.5
	Second Rwanda Urban Development Program	39.5
	Defense infrastructure development project	21.7
	Kigali Innovation City (KIC) Development	5.0
	Infrastructure project	70.0

S/N	District/Project	2022/2023 (Budget in Frw)
BUGESERA DISTRICT		
	Construction of Chip seal roads in Nyamata town (3km)	1,076,751,115
	Construction of 35 houses in Rweru IDP Model Village	1,000,000,000
	Construction of Bugesera Stadium	1,333,333,333
	Sustainable Agriculture Intensification project	1,139,851,645
GATSIBO DISTRICT		
	Water and Sanitation Infrastructures project	1,436,831,022
	Improve Extension services delivery through Twigire Model	1,823,411,425
	Relocate Households still living in Scattered Settlements and High risk zone	464,649,117
	Direct support project	540,987,076
KAYONZA DISTRICT		
	Construction post-harvest handling (10 drying shelters	2,109,282,500

S/N	District/Project	2022/2023 (Budget in Frw)
	Direct support to HHs under extreme poverty	430,777,838
	Livelihood opportunities delivered to poor and vulnerable households	392,271,153
	O & M of Kayonza District Public Infrastructure	456,771,853
KIREHE DISTRICT		
	Rehabilitation of Nganda-Kigarama-Rwanteru earth road (20.7Km) in Kirehe District	417,021,816
	Construction of 20 shelters for Genocide Survivors	527,580,055
	Rehabilitation and extension of Gakirarugo water source in Nyarubuye sector	646,158,272
	Sustainable Agriculture Intensification project	790,534,960
NYAGATARE DISTRICT		
	Sustainable, Diversified and Climate Smart Crop Production and Productivity	831,687,490
	Rehabilitation and maintenance of 30 boreholes in Nyagatare District	816,989,685
	Construction of Nyagatare stadium	1,333,333,333
	Nyagatare Modern Slaughter house constructed	4,180,368,308
RWAMAGANA DISTRICT		
	Agriculture production systems development and intensification	1,424,104,674
	School infrastructures construction/rehabilitation and maintenance	283,891,304
	CPW-Provision of short-term employment on labour-intensive Public Works (PW) for 691 labour-endowed households through maintenance of 15 Km of community roads in Rwamagana District	441,604,477
	CST/Upgrading of Karangara-Flower Park Road from Marram to Chip Seal Road (13.93 Km)	1,300,000,000
HUYE DISTRICT		
	Construction of 272.89 Km of Kigoma, Maraba and Mbazi - Simbi water supply system	530,551,184
	Direct support project	439,018,608
	Construction of shelters for Genocide Survivors	932,673,158
	Sustainable Agriculture Intensification project	710,861,426
NYAMAGABE DISTRICT		
	Construction of 28 km electrical Line	380,562,860
	Sustainable Agriculture Intensification project	1,845,414,188

S/N	District/Project	2022/2023 (Budget in Frw)
	Direct support to HHs under extreme poverty	675,060,803
	Construction of Shelters for Genocide Survivors	671,583,224
GISAGARA DISTRICT		
	construction of shelters for Genocide Survivors	826,911,986
	Direct support to HHs under extreme poverty	355,705,584
	Construction of water supply systems in Gishubi and Kansi sectors	477,112,424
	Increase sustainable crop production in District	781,959,646
MUHANGA DISTRICT		
	Roads infrastructure project in Muhanga district	975,463,503
	Social Protection provision and management project	566,355,420
	Agriculture production system development and intensification projects	861,424,934
	Construction of Asphalt Roads for RUDP II Phase 3 in the City of Muhanga	404,766,484
KAMONYI DISTRICT		
	Construction of WSS Gacurabwenge-Rugobagoba-Ngoma-Buye	1,140,098,220
	Construction of Ruyenzi-Gihara-Nkoto tarmac road	811,986,183
	Provide subsidy for fertilizers to the farmers	766,349,902
	Construction of shelters for needy genocide survivors	396,509,916
NYANZA DISTRICT		
	Construction of 3Km of asphalt roads Cercle Gatagara - Hospital Gatagara 2km, GIRIMPUHWE SCHOOL 0.4 km, Nyanza dairy- High court 0.47km and KAVUMU_UNILAK (0.24 km)	555,147,483
	Construction of radical terraces	1,065,754,644
	Direct support to HHs under extreme poverty	1,020,448,371
	Construction and supervision of Mushirarungu-Gacu-Gishike-Nyarusange Water Supply System in Rwabicuma Sector	1,455,647,316
NYARUGURU DISTRICT		
	Construction and rehabilitation of shelter for 40 vulnerable genocide survivors households	391,163,846
	CPW-Provision of short-term employment on labour-intensive Public Works (PW) for 3200 labour-endowed households through construction and varolisation of 330 ha of radical terraces	426,386,558
	Livelihood opportunities delivered to poor and vulnerable households	477,856,192
	Sustainable Agriculture Intensification project	1,598,367,125

S/N	District/Project	2022/2023 (Budget in Frw)
RUSIZI DISTRICT		
	Provision of Shelters to needy genocide survivors	1,076,607,987
	Agricultural crop and livestock production management projects	1,398,834,063
	Construction of District office	743,351,956
	CST/ Construction and supervision of Karambo roads (1.87 Km) and "voirie de l'ex province"	775,603,242
NYABIHU DISTRICT		
	Construction and valorisation of 500ha of radical terraces in Nyabihu District	609,646,463
	Supplying clean water in NYABIHU District on 139.959km	606,973,676
	Provide subsidy of 5,414.250 Tons of fertilizers to the farmers to increase staple Crops production for food security	1,688,154,245
	Construction Guriro Health Center in Jomba Sector	510,000,000
RUBAVU DISTRICT		
	Roads Infrastructures Projects	907,103,470
	Agricultural productivity through land use and input use increased(Quantity of fertilizers and Seeds) bought by farmers (T)	2,007,262,509
	Direct support project	636,092,887
	Livelihood opportunities delivered to poor and vulnerable households	632,604,076
KARONGI DISTRICT		
	Increase livestock agricultural projects	1,416,435,850
	Direct support project	470,738,993
	Rehabilitation and extension of 264.715 km of water supply systems (LOT1&2) in partnership with Water for People Rwanda and WASAC Ltd	1,204,454,141
	Rehabilitation of Mukura-Rubengera Water supply system (22.8 KM) and Rehabilitation of Gatugunguru-Muramba:17 KM) and Extension of Gishyita and Mubuga Water supply Systems (in partnership with world Vision Rwanda)	423,768,232
NGORORERO DISTRICT		
	Agriculture development and management project	1,549,111,524
	Environment development and management projects	1,046,876,099
	Rehabilitation of 21 Km of water supply systems	725,705,497
	Provision of year-round, flexible guaranteed employment to poor households through maintenance of 452 Km of community roads	663,486,122

S/N	District/Project	2022/2023 (Budget in Frw)
NYAMASHEKE DISTRICT		
	Sustainable Agriculture Intensification project	1,084,905,042
	CPW-Provision of short-term employment on labor-intensive Public Works (PW) for 5,867 labour-endowed households through maintenance of 361.8Km of community roads	525,494,556
	Direct support to HHs under extreme poverty	849,531,928
	Construction of schools infrastructures and equipment	575,019,637
RUTSIRO DISTRICT		
	Agricultural productivity increased through the provision of inputs (seeds & fertilizers and lime & compost) in 2020-21	1,136,658,302
	Social protection project implementation and support for FY 2020/21	1,118,625,928
	CPW-Provision of short-term employment on labour-intensive Public Works (PW) for 5,597 labour-endowed households through maintenance of 43.8 Km of community roads	481,461,713
	Construction of 193.5 km of nyabirasi-gihango-gishwati drinking water supply system (lot 182)	1,183,270,083
BURERA DISTRICT		
	Rehabilitation of old water Supply System (70.969 Km)	764,989,616
	Construction of Nkururo-Mubari Kilinga Nyamicucu water system (33Km)	522,932,565
	Sustainable Agriculture Intensification project	3,456,991,497
	Provision of short-term employment on labour-intensive Public Works for 4381 labour-endowed households through construction and valorization of 364 ha of radical and progressives terraces in sectors across the Border in Burera District	1,210,873,873
GICUMBI DISTRICT		
	Water projects	1,025,542,226
	Direct support project	500,671,976
	Job creation for communities on borderline through maintenance of earth roads	1,061,730,768
	Sustainable Agriculture Intensification project	1,224,797,658
MUSANZE DISTRICT		
	Agricultural productivity increased through the provision of inputs subsidies (seeds and fertilizers)	3,372,000,998
	District Roads class II are maintained	725,300,096

S/N	District/Project	2022/2023 (Budget in Frw)
	Construction of terraces (Radical and Progressive) and trenches	892,000,000
	Nutrition sensitive direct support	986,402,980
RULINDO DISTRICT		
	Direct support project	354,623,515
	Construction du centre des métiers (Agakiriro)	685,696,934
	Rehabilitation of Rwintare-Gitanda-Muvumo feeder road (17km)	418,636,169
	Sustainable Agriculture Intensification project	739,470,349
GAKENKE DISTRICT		
	Agricultural production systems development projects	1,534,708,306
	G8Q CPW-Provision of short-term employment on labour-intensive Public Works (PW) for 1278 labour-endowed households through construction of 1208 Ha of progressive terraces in Gakenke District	852,591,183
	Urgent rehabilitation of Kinoko-Mubuga- Nyabitare feeder road (8.7Km)	450,844,538
	Construction of Nyarubira and Mataba-Gitovu water supply system	484,894,168
RUHANGO DISTRICT		
	Agricultural production System Development Project	719,244,551
	Construction of shelter for genocide survivors Project	588,499,804
	Direct support project	489,442,606
	Construction of 1.22km of tarmac road in Ruhango town	758,928,513
KIGALI CITY		
	Construction and supervision of ravines	1,376,036,156
	Rwanda urban development project -phase II (RUDPII) implementation	14,064,730,398
	KIP -CoK Construction of Roads	13,000,000,000
	Sustainable Agriculture Intensification project	823,439,369



REPUBLIC OF RWANDA
MINISTRY OF FINANCE AND ECONOMIC PLANNING

P.O. Box 158, Kigali-Rwanda
Telephone: (+250) 252 577 581
Email: info@minecofin.gov.rw | Twitter: @RwandaFinance
Facebook: Ministry of Finance & Economic Planning - Rwanda

www.minecofin.gov.rw



unicef 
for every child